

Estrella Mountain Community College

Hybrid & Online Enrollment and Completion Data

Summary Results – Spring 2009

E-Learning (Hybrid & Online) Courses

- ◆ Currently, students enrolled in E-Learning courses represent approximately 32% of the total student population.
- ◆ E-Learning FTSE has increased continuously from spring 2008 to spring 2009. The E-Learning program contributed approximately 377 FTSE in spring 2008 compared to 575 FTSE for spring 2009. An increase of 5% was shown from spring 2008 (14%) to spring 2009 (19%).
- ◆ The overall successful course completion rate for E-Learning courses in spring 2009 was 71%. This completion rate has fluctuated since spring 2007, but it currently at the highest rate for the last two years.
- ◆ Students enrolled each semester in 200-level hybrid courses have had a higher success completion rates at 76% in spring 2009 when compared to students enrolled in 100-level (68%) and developmental (65%) courses.
- ◆ Estrella Mountain continues to increase the number of E-Learning courses offered each semester. Since fall 2007, Estrella Mountain has added or expanded course offerings across multiple disciplines.
- ◆ The number of course types (i.e. ENG 101, CIS 105) continues to increase from 87 in fall 2007 to 130 in spring 2009. The number of sections has also increased from 121 in fall 2007 to 208 in spring 2009.

Hybrid Courses

- ◆ Enrollment in Hybrid courses continues to increase each semester since EMCC piloted the program in spring 2003.
- ◆ Currently, students enrolled in Hybrid courses represent approximately 20% of the total student population.
- ◆ Hybrid FTSE has increased continuously from spring 2003 to spring 2009. The Hybrid program contributed approximately 183 FTSE in fall 2006 compared to 266 FTSE for fall 2008. An increase of 2% was shown from fall 2007 (6%) to fall 2008 (8%).
- ◆ The Hybrid program contributed approximately 195 FTSE in spring 2007 compared to 325 FTSE for spring 2009, representing a 1.6% increase. Since the initial spring 2003 pilot program, overall hybrid enrollment has increased 27%.
- ◆ The overall successful course completion rate for hybrid courses in spring 2009 was 74%. This completion rate has remained fairly consistent since hybrid courses were piloted in spring 2003.
- ◆ Students enrolled each semester in 200-level hybrid courses have had a higher success completion rates at 78% in spring 2009 when compared to student enrolled in a developmental (course less than 100-level), 63% completion rate. Overall, 100-level courses typically have a lower success rate (72%).
- ◆ Estrella Mountain continues to increase the number of Hybrid courses offered each semester. Since spring of 2003, Estrella Mountain has added or expanded course offerings across multiple disciplines.

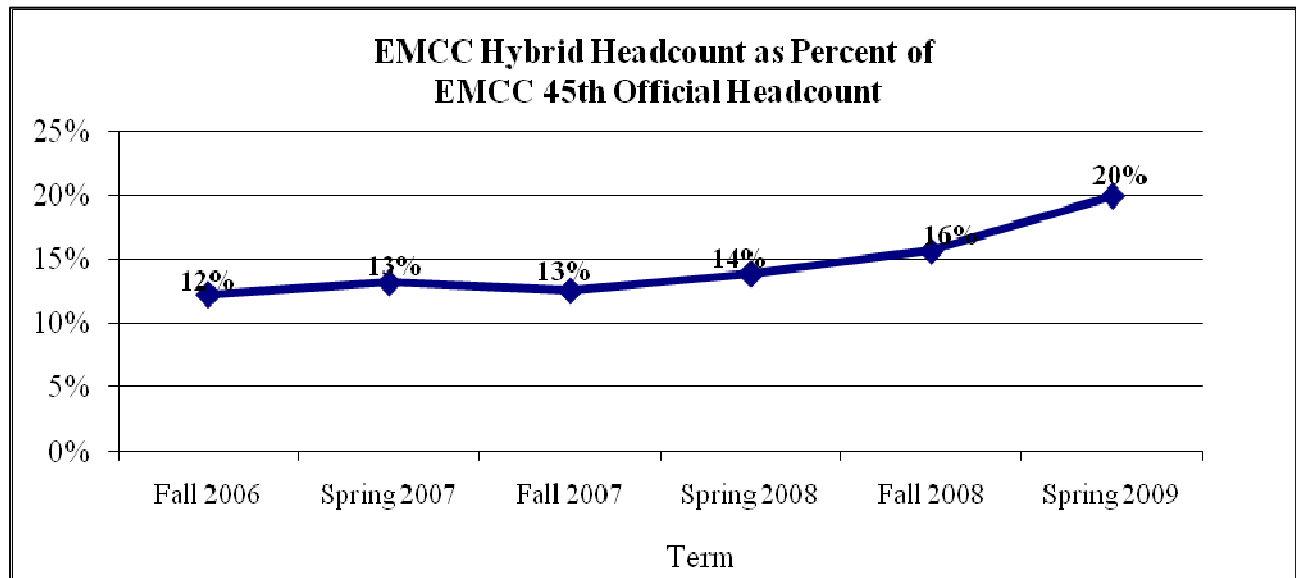
- ◆ The number of course types (i.e. ENG 101, CIS 105) continue to increase from 45 in fall 2007 to 64 in spring 2009. The number of sections has also increased from 65 in fall 2007 to 90 in spring 2009.

Online Courses

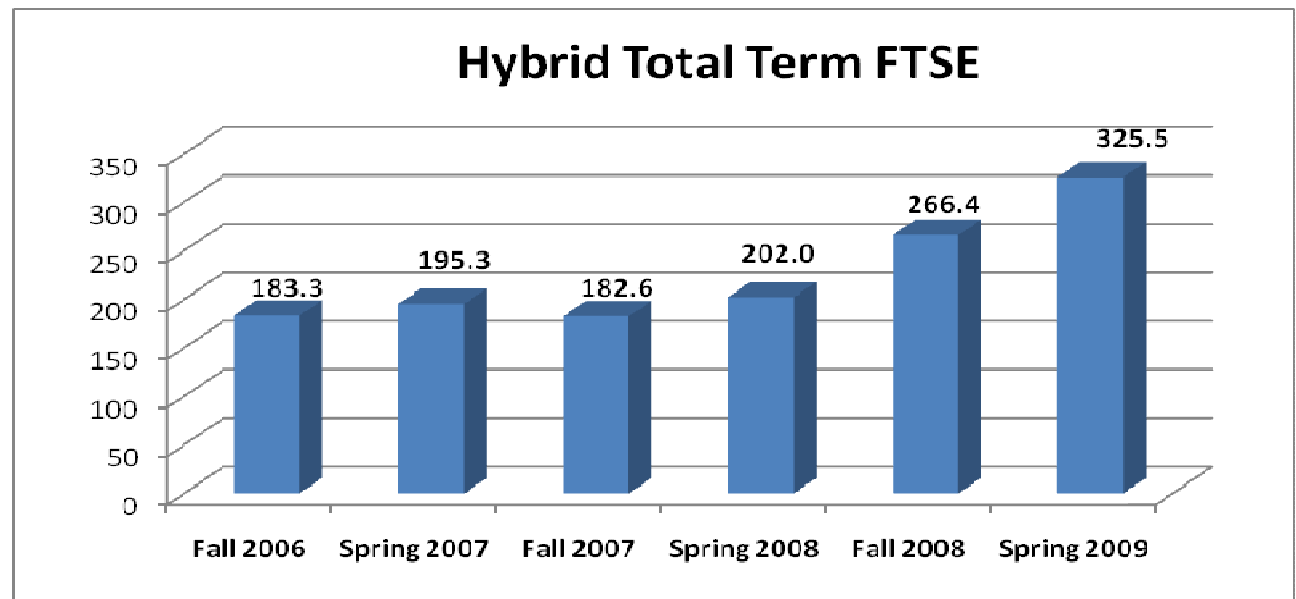
- ◆ Overall, enrollment in online courses has increased from 12% in spring 2008 to 15% in spring 2009.
- ◆ Currently, students enrolled in online courses represent approximately 15% of the total student population.
- ◆ The Online program contributed approximately 175 FTSE in spring 2008 compared to 250 FTSE for spring 2009. An increase of 2% was shown from spring 2008 (6%) to spring 2009 (8%).
- ◆ The overall successful course completion rate for online courses in spring 2007 was 65%. With the exception of fall 2007 (56%), the successful course completion rates have ranged from 61% to 66%. The spring 2009 semester represents the highest overall course completion rates (66%).
- ◆ In spring 2009, students enrolled in 200-level hybrid courses had a higher successful completion rates (73%) when compared to student enrolled in 100-level courses (64%).
- ◆ The number of online courses offered and made have increased since fall 2007. The total courses offered increased from 57 in fall 2007 to 88 in spring 2009. The total courses made increased from 48 in fall 2008 to 76 in spring 2009.
- ◆ The number of online sections has also increased. In fall 2007, there were 56 sections made compared to 118 sections in spring 2009.

Hybrid Tables, Charts & Graphs

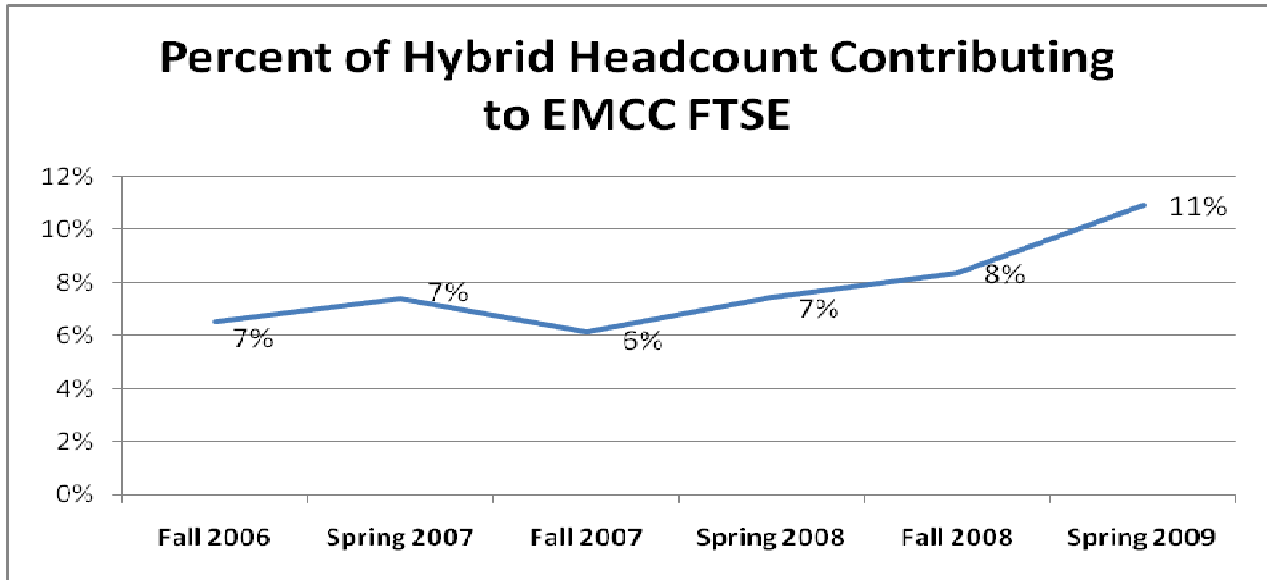
Appendix A:



Appendix B:



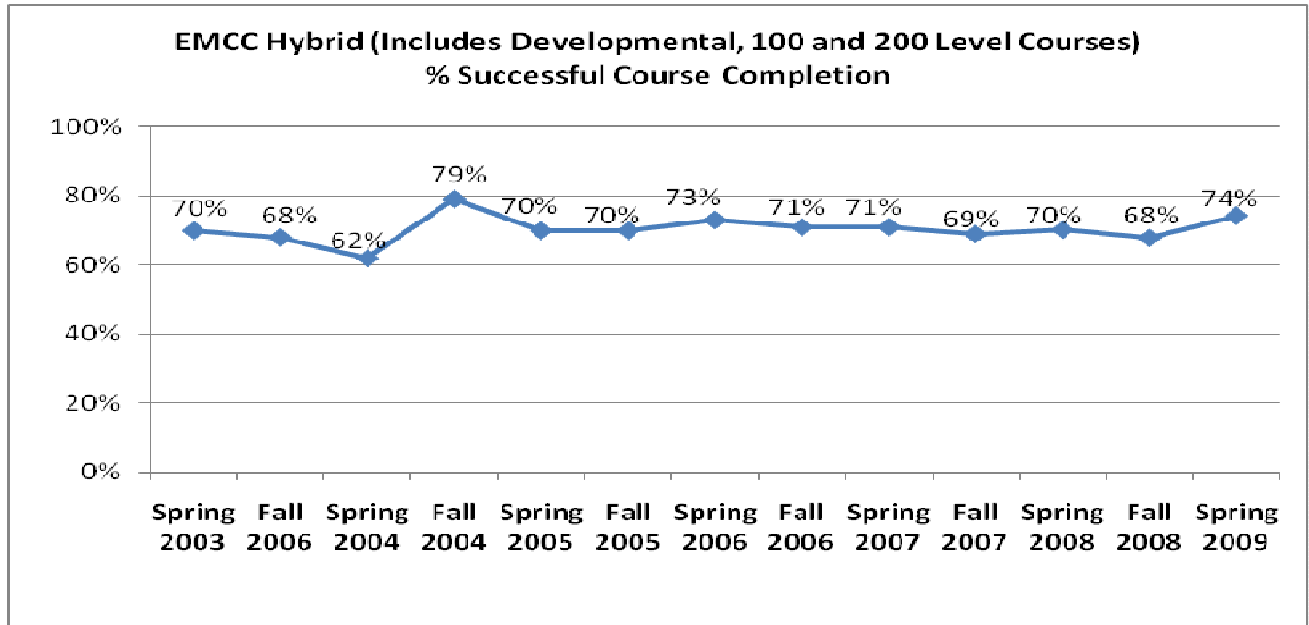
Appendix C:



Appendix D:

EMCC Hybrid Course Completion by Term					
	Enrolled	Grade Abcdfp	Grade Abcp	% Completion	% Successful Completion
Spring 2003	64	46	45	72%	70%
Fall 2006	290	206	197	71%	68%
Spring 2004	371	251	231	68%	62%
Fall 2004	400	328	316	82%	79%
Spring 2005	635	492	446	77%	70%
Fall 2005	819	630	576	77%	70%
Spring 2006	837	667	615	80%	73%
Fall 2006	982	765	699	78%	71%
Spring 2007	1,066	837	757	79%	71%
Fall 2007	1,105	838	762	76%	69%
Spring 2008	1,079	826	758	77%	70%
Fall 2008	1469	1117	997	76%	68%
Spring 2009	1797	1457	1334	81%	74%

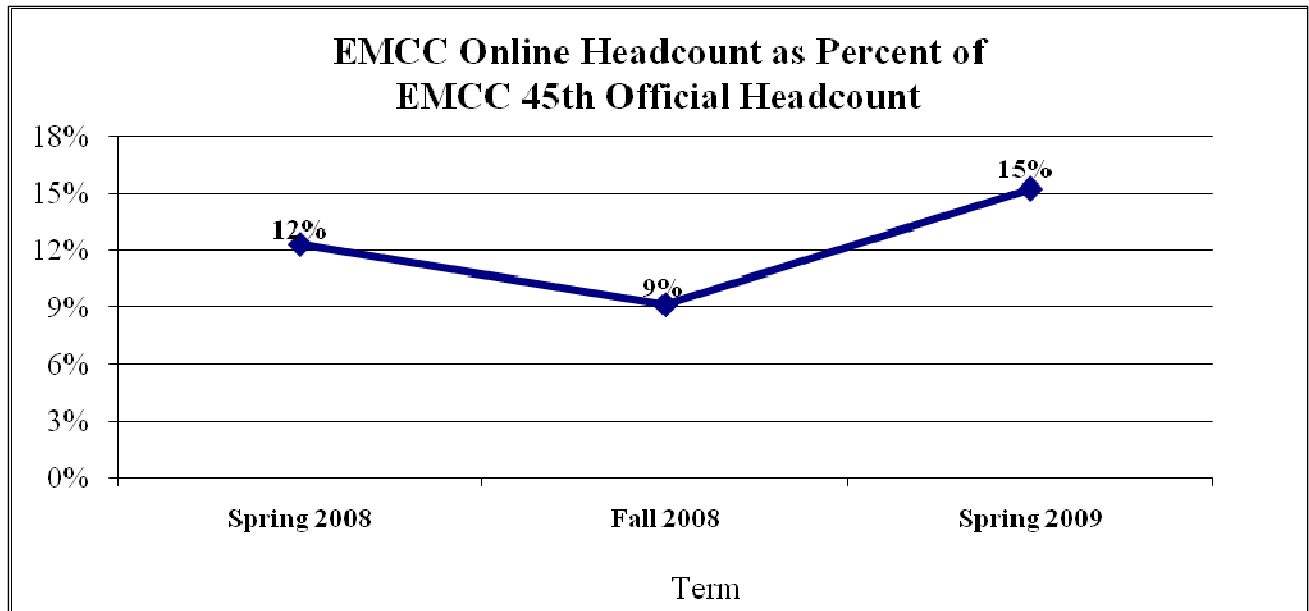
Appendix E:



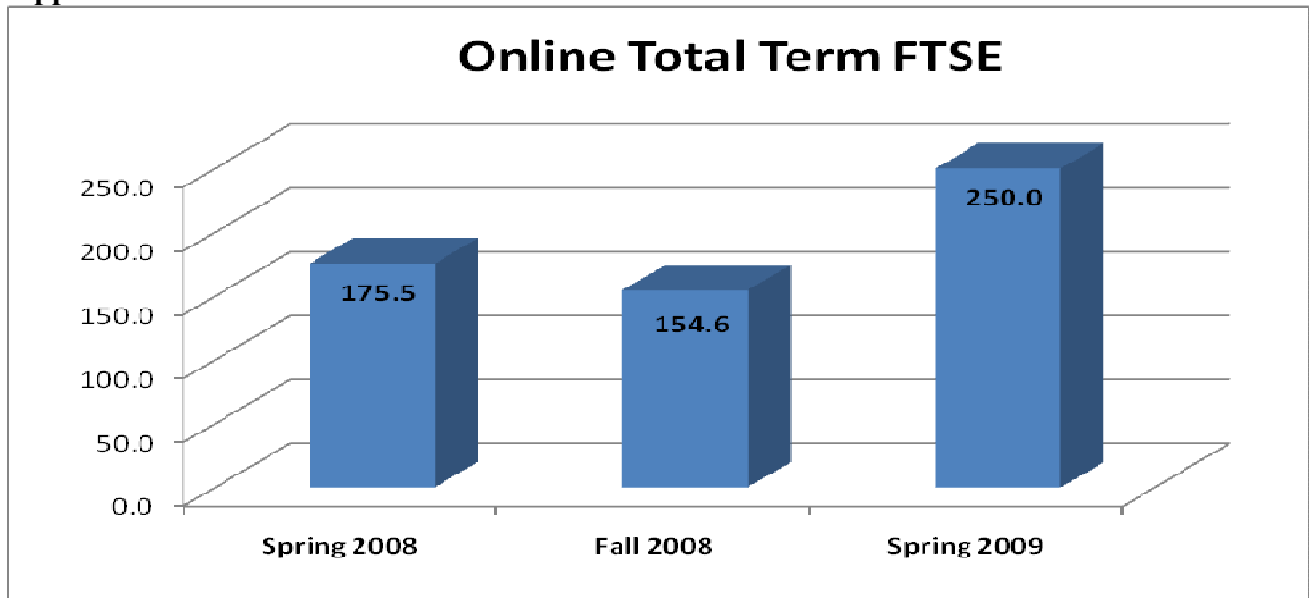
Appendix F:

EMCC Hybrid Completion by Course Level					
	Enrolled	Grade Abcdfp	Grade Abep	% Completion	% Successful Completion
Spring 2007	Developmental	91	59	59	65%
	100 Level Course	656	510	440	67%
	200 Level Courses	319	268	258	81%
Fall 2007	Developmental	107	70	64	60%
	100 Level Course	750	553	493	66%
	200 Level Courses	248	215	205	83%
Spring 2008	Developmental	91	68	67	74%
	100 Level Course	598	439	392	66%
	200 Level Courses	390	319	299	77%
Fall 2008	Developmental	109	74	69	63%
	100 Level Course	799	599	515	64%
	200 Level Courses	561	444	413	74%
Spring 2009	Developmental	95	64	60	63%
	100 Level Course	931	756	671	72%
	200 Level Courses	771	637	603	78%

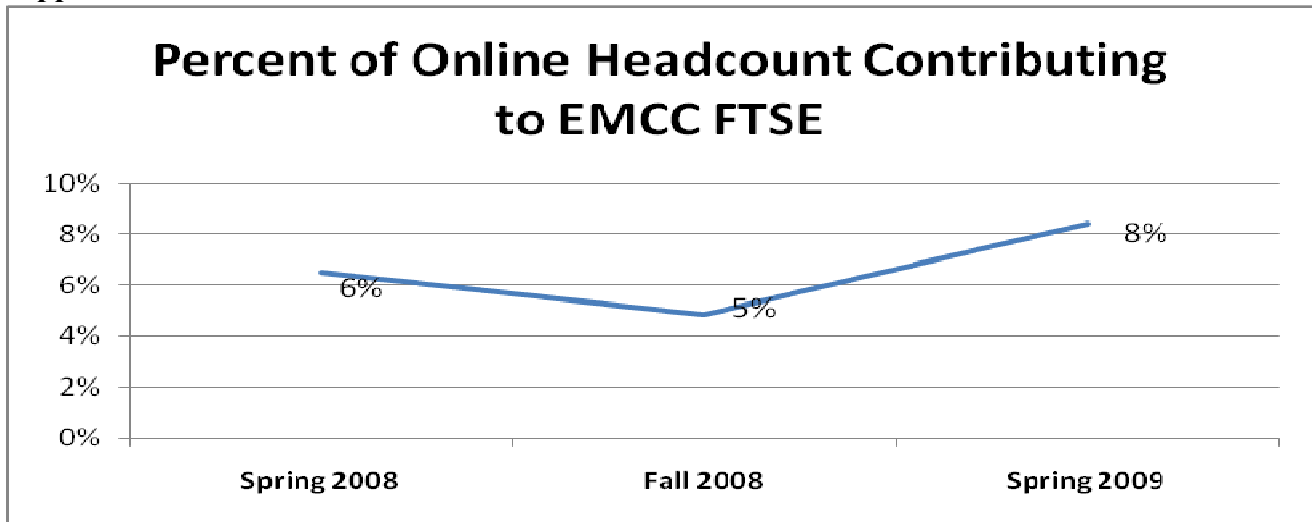
Appendix G:



Appendix H:



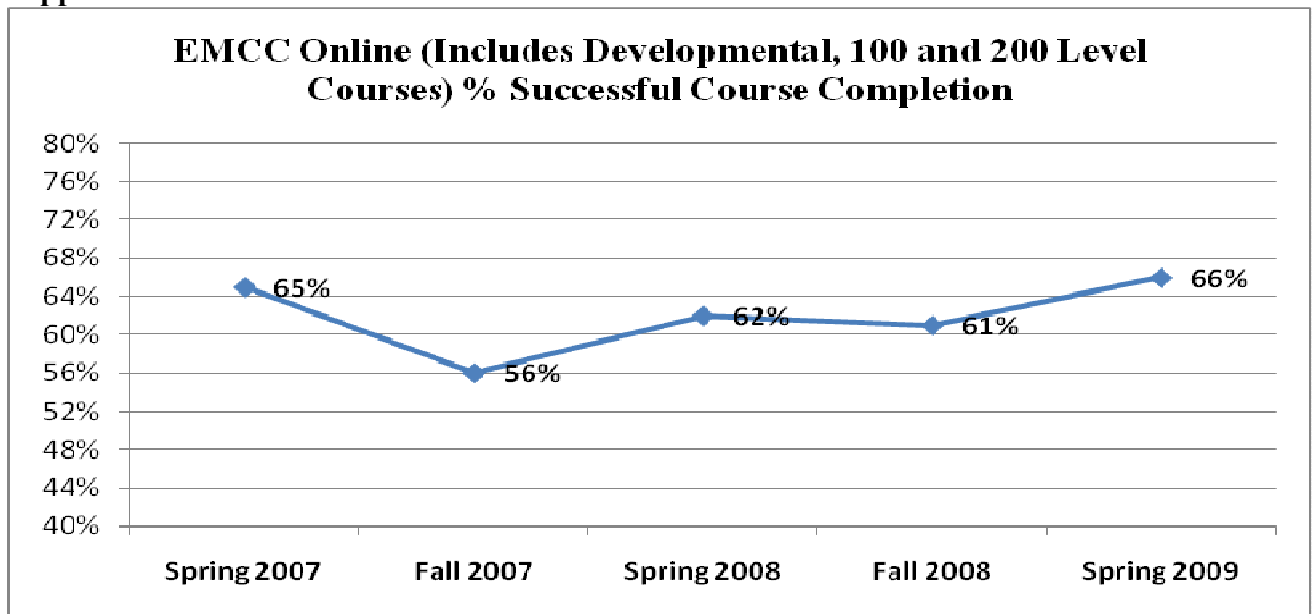
Appendix I:



Appendix J:

EMCC Online Course Completion by Term					
	Enrolled	Grade Abcdfp	Grade Abcp	% Completion	% Successful Completion
Spring 2007	682	515	442	76%	65%
Fall 2007	753	461	422	61%	56%
Spring 2008	1060	742	658	70%	62%
Fall 2008	989	654	600	66%	61%
Spring 2009	1553	1,125	1,032	72%	66%

Appendix K:



Appendix L:

EMCC Hybrid Completion by Course Level						
		Enrolled	Grade Abcdfp	Grade Abcp	% Completion	% Successful Completion
Spring 2007	100 Level Course	590	438	375	74%	64%
	200 Level Courses	92	77	67	84%	73%
Fall 2007	100 Level Course	633	378	348	60%	55%
	200 Level Courses	120	83	74	69%	62%
Spring 2008	100 Level Course	821	564	496	69%	60%
	200 Level Courses	239	178	162	74%	68%
Fall 2008	Developmental	23	8	8	35%	35%
	100 Level Course	725	466	423	64%	58%
	200 Level Courses	241	180	169	75%	70%
Spring 2009	100 Level Course	1134	808	726	71%	64%
	200 Level Courses	419	317	306	76%	73%